


ACCURL FIBER LASER CUTTING MACHINE

ECO-FIBER SERIES



Shaping your future

ACCURL FIBER LASER CUTTING MACHINE ECO-FIBER SERIES

ACCURL Fiber lasers outshine with its fast cutting and energy efficiency abilities when especially its compared to CO2 Easy use, maintenance and service has been achieved by the high technology of Fiber Lasers. Globally recognized efficient components used in ACCURL Fiber Lasers add value to your company.



THE WINNING FORCE

- Low operating cost and energy consumption
- Globally recognized high performance components
- Precise cuts and high durability
- High profit margin
- Perfect results on variety of material
- Efficient and precise cuts on thick and thin material

User
Friendly

Ergonomic

Efficient

Reliable
Brand

STANDARD COMPONENTS

- Germany PA8000 CNC control unit
- IPG Ytterbium Laser Resonator
- Automatic Double Pallet Changer(Shuttle Table)
- Precision Rack & Pinion Drive System (Made in Germany)
- Radan or Lantek CAD/CAM system
- Light source
- Chiller
- 3 lower protective lenses
- 3 Ceramic Nozzle Adapters
- Auto-calibrated nozzle system
- Smart Slag Collection System/ Chip Conveyor
- Fiber Beam Transmission System (Fiber Cable)
- Operates with both N2 and O2 (cutting) gases
- Home Position Alignment System
- Auxiliary Gas Selector
- Auto Reflection Warning
- Working Lights
- 5 Nozzles each of the Following: (1.0mm, 1.2mm,1.5mm, 2.0mm , 2.5mm , 3.0mm)

OPTIONAL COMPONENTS


- Linear Motor Motion System
- FAGOR 8060 CNC Controller
- Dust Collection Unit
- Additional Operator Glasses
- Sheet loading & unloading systems
- Automation & Storage systems
- Up to 12 kW IPG laser light sources
- Auto nozzle cleaning and calibration
- Standard fume extraction system
- Parts debris conveyor
- Lantek Nesting system
- CE Compliance with light guards & full enclosure as standard

WWW.ACCURL.COM

 **ACCURL**[®]

CUTTING HEAD

- The laser beam is delivered to the cutting head by fiber optic cable.
- The fiber optic cable is fixed to the input of cutting head.
- The laser is delivered to the focusing unit after being aligned in the collimator.
- The laser beam is set to desired focus using the lenses in the focusing unit.
- The protection glass protects the lenses from the particles which are caused by the cutting operation.
- The sensor insert is part of the elevation control system and helps to adjust the distance between material and cutting head.
- Elevation control is checked with the most precise sensors in the market. This helps to produce better cuts.
- The main function of the ceramic is to protect the cutting head.
- The nozzle is used to control the assist gases. It is also a part of the capacitive control system.



PERFECT CUT EXCELLENT SPEED HIGH PERFORMANCE

FAGOR Servo Motor:

Is a unique machine having ultra low energy consumption and very fast cutting capability with minimum maintenance cost.



The fiber laser adds faster cutting speeds, the ability to cut a wide-variety of material types and reduced operational costs which add to a company's profit margin.



It has two dynamic tables allowing continuously production while processing goes on. The operator collects cut parts and loads the next material for processing. Fully automated loading – unloading systems.



The integrated design, which combines the fiber laser generator and chiller with the machine frame, allows for shipment after factory testing without the need to disconnect these key components from the machine. Installation and start-up time is reduced from weeks to days compared to conventional laser cutting machine designs.

LASER SOURCE

The ytterbium laser light is created inside the laser unit. Excitation is performed by laser diodes enabling high efficiency with low costs. Laser light created at the resonator is transferred to the cutting head by a fiberoptic cable without loss of power or quality. This provides a high beam quality appropriate for metal cutting.

The Power range of resonator source is between 500W and 6 kW. As the wattage increases so does the cutting speed and capacity respectively.

Fiber Lasers are inherently made for maintenance free production. The importance is sustainable diode life lasting approximately 100,000 hours.

In any defective situation, part changing is easy because modules are designed for plug-n-play.



CHILLER UNIT

The chiller unit cools the laser source, the linear motors, and collimation unit: inside the cutting head.

EXTRACTION UNIT

It provides a convenient working area by absorbing little particles and smokes occur while in production. It automatically works once the cutting starts. The suction cells open actively according to the cutting heads position. This provides accurate absorption.



CNC CONTROL UNIT



The modern solution for standard lathe and milling applications with the powerful CNC 8055/60 family.

With the CNC 8060/65 family a new horizon is open to the new state of the art, High Speed Machining algorithms that combine both performance and accuracy.

The two ways of programming adapt to user's machining needs with the ISO-G code language (optimizing machining time) and the ICON conversational language for small production runs (reducing programming time)

The CNC 8060 FL model is the logical evolution from CNC 8055 family to the top CNC 8060/65 family, and now it is easier than ever thanks to its size compatible format and working philosophy.

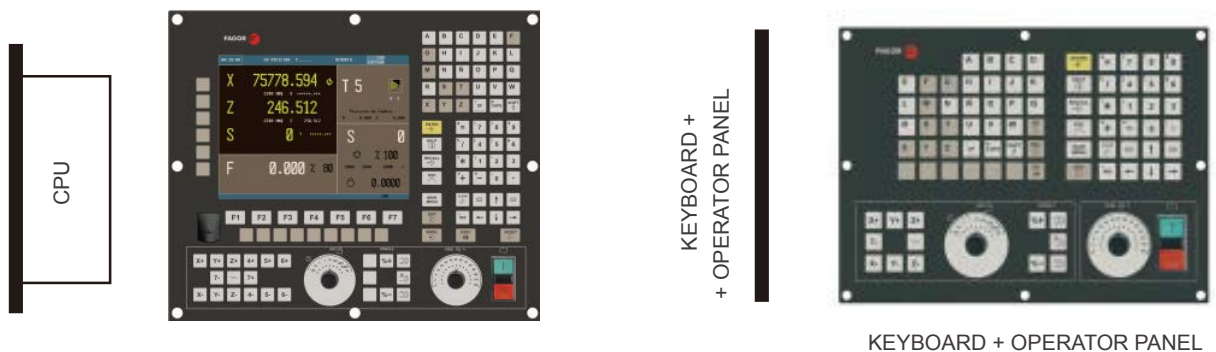
VERSION 1

LCD Monitor + CPU + KEYBOARD + OPERATOR PANEL IN ONE UNIT



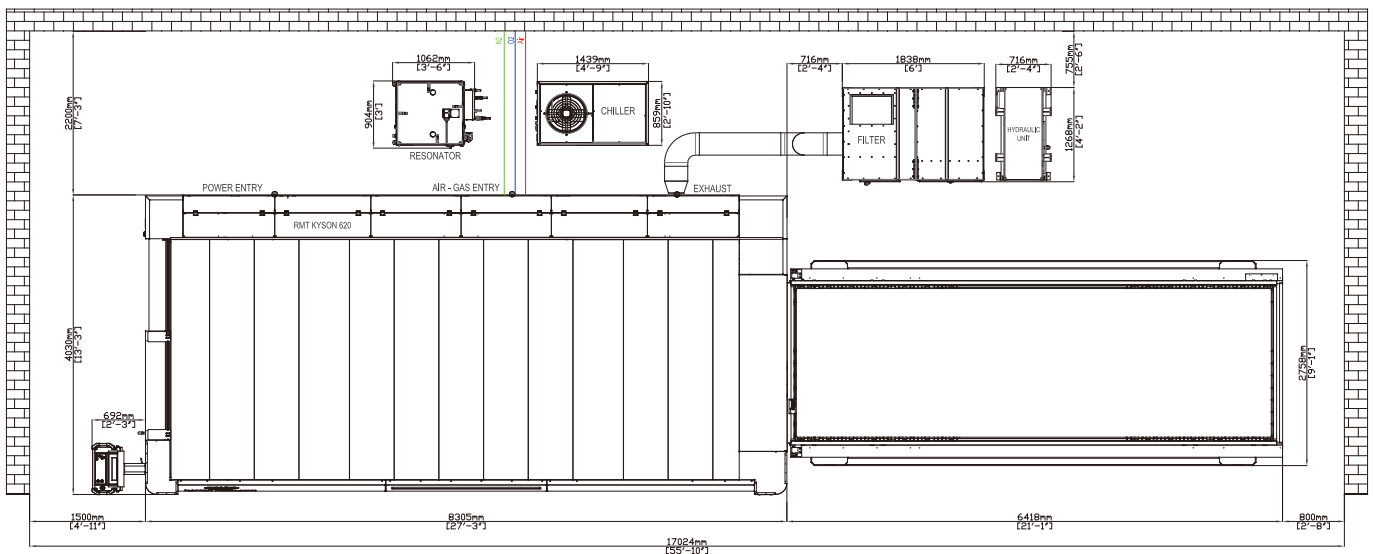
VERSION 2

LCD Monitor + CPU and KEYBOARD + OPERATOR PANEL SEPARATE



SPECIFICATIONS

TECHNICAL FEATURES(ECO-FIBER)		ECO-FIBER-3015	ECO-FIBER-3015	ECO-FIBER-3015	ECO-FIBER-3015	ECO-FIBER-4020	ECO-FIBER-4020
RESONATOR	Watt	YLR 1000	YLR 1500	YLS 2000	YLS 3000	YLS 4000	YLS 6000
POWER RANGE	%	10-105	10-105	10-105	10-105	10-105	10-105
POWER STABILITY	%	0.5	0.5	1-2	1-2	1-2	1-2
PULSE FREQUENCY RANGE	kHz	5	5	5	5	5	5
LASER WAVE LENGTH	nm	1070 ± 5	1070 ± 5	1070 ± 5	1070 ± 5	1070 ± 5	1070 ± 5
OUTPUT FIBER CORE DIAMETER	µm	100	100	100	100	100	100
EXCITATION	0	Laser diode	Laser diode	Laser diode	Laser diode	Laser diode	Laser diode
COOLING WATER FLOW RATE	l/min	8	8	10	20	20	40
CUTTING CAPACITY (Maximum)							
MILD STEEL	mm	10	12	16	20	25	30
STAINLESS STEEL	mm	4	6	8	10	12	16
ALUMINIUM	mm	3	4	8	8	10	12
COPPER	mm	2	3	6	6	6	8
BRASS	mm	2	3	6	6	6	8
MAXIMUM WORKSHEET DIMENSIONS	mm	3000×1500	3000×1500	3000×1500	3000×1500	4000×2000	4000×2000
MAXIMUM BURDEN CAPACITY	kg	1500	1500	1500	1800	1800	1800
MACHINE AXES	-	4-Axes [X,Y,Z,U]	4-Axes [X,Y,Z,U]	4-Axes [X,Y,Z,U]	4-Axes [X,Y,Z,U]	4-Axes [X,Y,Z,U]	4-Axes [X,Y,Z,U]
AXIAL MOVEMENTS							
X, U AXES	mm	3050	3050	3050	3050	4050	4050
Y AXIS	mm	1530	1530	1530	1530	2050	2050
Z AXIS	mm	150	150	150	150	150	150
ACCELERATIONS							
X, U AXES	G	2.5	2.5	2.5	2.5	2.5	2
Y AXIS	G	2.5	2.5	2.5	2.5	2.5	2
Z AXIS	G	2.5	2.5	2.5	2.5	2.5	2
MAXIMUM AXES VELOCITIES	m/min	170 (simultaneous) (X, Y single axis velocity 120m/min)	170 (simultaneous) (X, Y single axis velocity 120m/min)	170 (simultaneous) (X, Y single axis velocity 120m/min)	170 (simultaneous) (X, Y single axis velocity 120m/min)	170 (simultaneous) (X, Y single axis velocity 120m/min)	170 (simultaneous) (X, Y single axis velocity 120m/min)
POSITIONING ACCURACY	mm/m	± 0.03	± 0.03	± 0.03	± 0.03	± 0.03	± 0.03
REPETITION ACCURACY	mm	± 0.015	± 0.015	± 0.015	± 0.015	± 0.015	± 0.015
SHUTTLE TABLE (Automatic Loading - Unloading Unit)	palette	2 (35 sec)	2 (35 sec)	2 (35 sec)	2 (35 sec)	2 (35 sec)	2 (35 sec)
ASSIST GAS							
OXYGEN	-	0.3-12 Bar	0.3-12 Bar	0.3-12 Bar	0.3-12 Bar	0.3-12 Bar	0.3-12 Bar
NITROGEN	-	0.5-25 Bar	0.5-25 Bar	0.5-25 Bar	0.5-25 Bar	0.5-25 Bar	0.5-25 Bar
DRY AIR	-	0.5-25 Bar	0.5-25 Bar	0.5-25 Bar	0.5-25 Bar	0.5-25 Bar	0.5-25 Bar
CUTTING HEAD	-	PRECITEC	PRECITEC	PRECITEC	PRECITEC	PRECITEC	PRECITEC
CNC	-	PA8000	PA8000	FAGOR 8060	FAGOR 8060	FAGOR 8060	FAGOR 8060
CAD/CAM SOFTWARE	-	RADAN CAD/CAM	RADAN CAD/CAM	RADAN CAD/CAM	RADAN CAD/CAM	RADAN CAD/CAM	RADAN CAD/CAM
OPERATION VIA PANEL	-	15" display, alpha numeric keyboard	15" display, alpha numeric keyboard	15" display, alpha numeric keyboard	15" display, alpha numeric keyboard	15" display, alpha numeric keyboard	15" display, alpha numeric keyboard
TOTAL ELECTRIC POWER NECES SITY	kW	17	17	21	31	33.7	33.7
MACHINE DIMENSIONS (L x W x H)	mm	9190 X 3710 X 2200	9190 X 3710 X 2200	9190 X 3710 X 2200	9190 X 3710 X 2200	10150x4250x2200	10150x4250x2200
MACHINE WEIGHT	kg	11200	11200	11200	11200	12950	12950



- * Different diameter fiber cables are available.
- * Due to ongoing product development, ACCURL reserves the right to modify any technical specifications and dimensions
- * Alternate Optic Configurations: Cutting Capacity may vary depending on optic system settings. Working capacities may be higher or lower depending on the configuration.
- * Conservative cutting capacities may vary depending on optic system settings. Working capacities may be higher or lower depending on the configuration.

ACCURL Fiber Laser using software Radprofile Cut Cad / Cam with its own postprocessor.

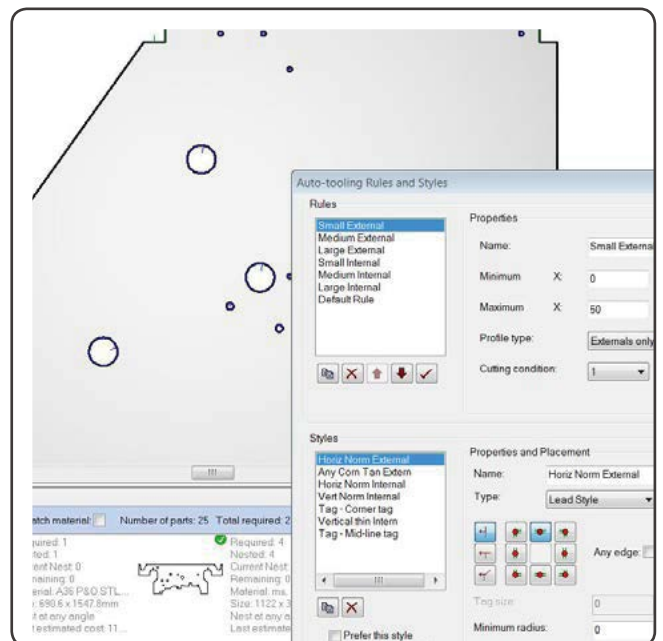
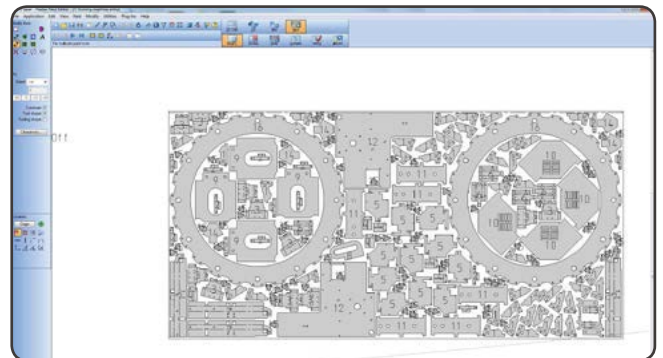
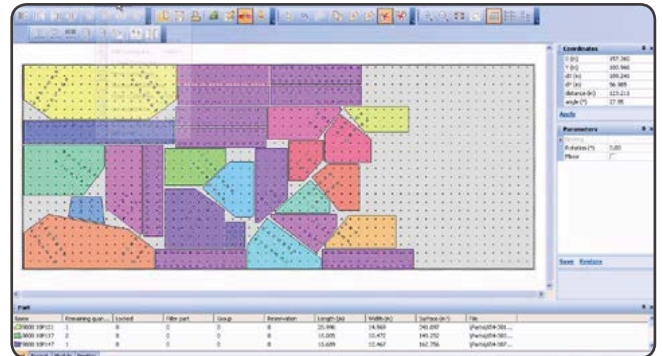
Features like auto nesting and machining, calculating the time, micro-joint, total cut and more allow ease of cutting.

All data for cutting is installed in the technological Radan charts. This program is designed for nesting and machining and is installed directly on the CNC, without any adjustment to the cutting parameters.

Radan is a fast, modern programming application designed to assist in transferring data from CAD to NC code. If Radan is unable to cut a hole smaller than (0.5mm by the thickness of the material), it will be marked automatically.

radan

- Preparing a normal cut
- Cutting with pre-piercing
- Sheet metal clearances
- Clearances between parts
- Preparing common cut
- Edit cutting speeds
- Adding new material to the list
- Using remnant option (saving excess parts of the sheet)
- Marking
- Giving radius at the corners
- Modifying corners to 90 degrees
- Defining cutting technology (cut1, cut2)
- Giving micro joint for nested parts
- Changing the length of the entrance properties
- Reporting writings with marking property
- Change cutting direction
- Scale dimensioning
- Combining the intermittent lines
- Film burning for covered stainless steel
- Cut 1, cut 2, cut 3, cut 4 and small hole property changing
- Edge clearances of the unit sheet
- Editing the automatic machining option
- Marking speed
- Defining cutting direction while doing automatic contour
- Adjusting of sheet remnant
- No cutting
- Change radius





This catalog is not a contractual document and only for illustrative purposes.
ACCURL reserves the right to modify any specifications within this catalog without prior notice.

ACCURL.BLUELIN E.E/11.2017